
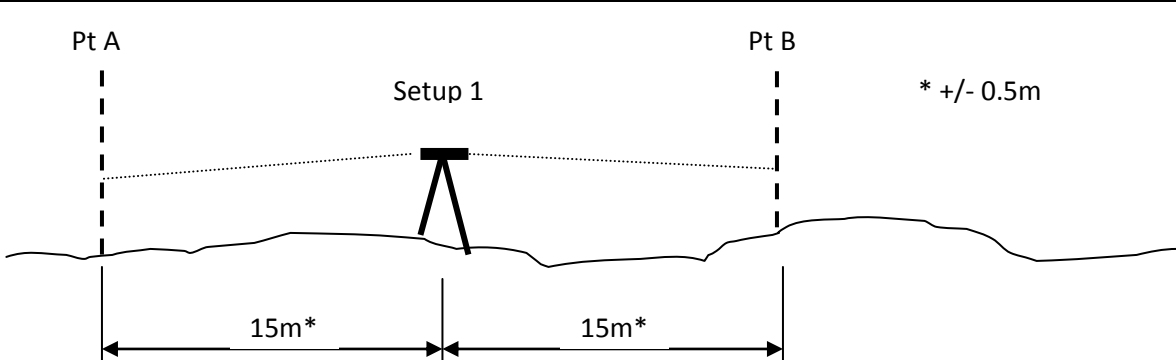
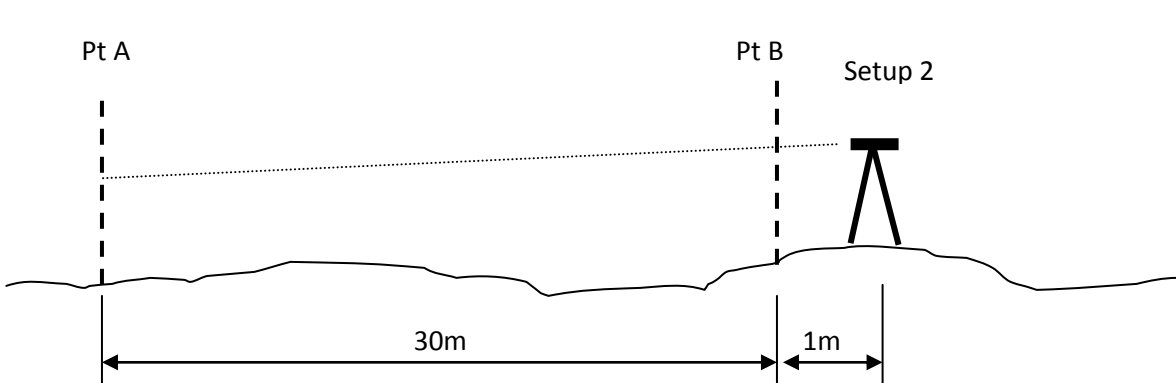


Quality – Two Peg Test Record Sheet

 Site Engineering Guide www.ajb-settingout.co.uk	Instrument type:		
Serial No:		Calibration Due:	
Checked By:		Date Checked:	
Weather Conditions:			
<ul style="list-style-type: none"> • Point A and B to be either Pegs/Pins in soft ground or survey nails in a hard surface. • Instrument to be located on same line as Points A and B 			
			
			
Visual inspection of instrument: No damage, loose screws or water ingress			Pass / Fail
Rotate instrument 180° Circular bubble remains central (Self levelling laser N/A)			Pass / Fail
Setup location 1		Setup location 2	
	Point A reading	Point B Reading	Δ Pt A - Pt B (Highest – Lowest)
Setup 1			
Setup 2			
Allowable collimation error +/- 2mm		Δ Setup 1 – Δ Setup 2	
<i>If Error greater than 2mm, repeat to ensure no observation errors, before adjusting instrument</i>			
Notes:			
Instrument has been found to be NOT* within allowable tolerances Signed: (* Delete as necessary)			